

Film Titles

Combine shapes, images, typography, and sound to create engaging film titles, choosing from a provided list of films, within the specified design parameters.

Format and Specifications

- *1920x 1080 pixels (16 x 9 aspect ratio)*
- *30 – 90 seconds long*
- *RGB*
- *No direct images from the film itself can be used*
- *Do not mimic the film's existing titling sequence*
- *There must be audio*
- *Text must include the title and main credits*

Caitlin Powell

Research

*Choose your film, watch the film, and take notes.
Gather the text and credits to include in your film titles.*

Film: *Pina* (2011)

Film Notes

Narrative Structure

- Depicts dance pieces by Pina Bausch
 - Includes interviews with supporting dance sequences
- Intro – Beginning dialogue about the seasons
 - Dancers enter the stage and repeat the same movements
- Le sacre du printemps (The Rite of Spring)
 - Dancers move across a stage covered by dirt under a spotlight
- Café Müller
 - Scene – Random assortment of tables and chairs
 - Two women move along the walls and a man tries to clear a path
 - The paring of the woman and man is repeated several times
 - Other dancers enter and exit the scene interacting with each other
 - Photographer takes pictures of dance partners that trigger a flashback

Film Notes (cont.)

Narrative Structure

- Kontakthof
 - Cuts together the same performance switching between people of different ages (wearing the same clothing in the same positions)
- Vollmond
 - Vollmond – “Full Moon”
 - Water Scene – Two men dance and spit water at each other
 - Rain falls on the dancers as they move across the stage
 - Man with bucket fetches water while on the rock
 - Other dancers splash water on the rock and each other
 - Props – Large boulder, chairs, sticks
 - Ending – The dancers march in a line similar to the introduction but outdoors

Film Notes (cont.)

Characters

- Various dancers that perform in groups, duos, trios, and solos
- Pina Bausch – German dancer and choreographer

Other Important Aspects

- Dance Sequences
 - Other sequences are shorter and take place outside of the theater
 - Many use props that are also seen in other pieces (ex. chairs)
- Performance
 - Tanztheater Style – Dance Theater
 - Background of the stage setting is stark darkness
- Props – Repeated appearance and help establish context in different scenes
- Settings – Indoors vs. Outdoors

Film Notes (cont.)

What are the main themes in the film?

- Dance can become a theater act and be used as a form of entertainment
- “Who is Pina Bausch?”
 - Many reflected on who she was, what she did, and how she influenced others through her work
- Repetition – Establishes importance and is memorable
- Visuals/Sight – “Eyes allow us to view change”
 - Bausch saw others and what they could accomplish within themselves
 - Sight changes how we “see” dance (more than just movement)
- Absence of Fear – Dancing is expression and we should not fear expression

Are there appropriate visual metaphors to represent a theme?

- Constant Movement (Dancing) and/or Impressions (Barefoot/Shoes)

Film Notes (cont.)

What is the overall concept?

- Dance brings people together, allows us to look beneath the surface, and is a subjective experience

What is the tone you want to establish?

- Energetic and Passionate
 - Leads the audience directly into the film (as it also acts as a dedication to and remembrance of Pina Bausch)

How can you create an original piece that expresses aspects of the film?

- Use constant movement to represent the dancers and Pina's influence on the dance world over several years

Text and Credits Information

Introduction Text

- Hanway Films presents a Neue Road Movies production

Credit List

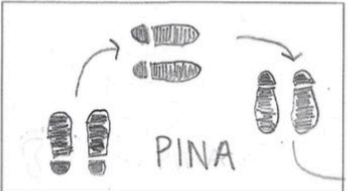
- Music by: Thom Hanreich
- Cinematography by: Hélène Louvart & Jörg Widmer
- Costume Designers: Rolf Börzik & Marion Cito
- Film Editor: Toni Froschhammer
- Co-Producers: Chris Bolzli & Claudie Ossard
- Produced by: Gian-Piero Ringel & Wim Wenders & Erwin M. Schmidt
- Executive Producer: Jeremy Thomas
- Written and Directed by: Wim Wenders

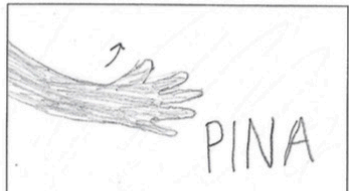
Thumbnail Sketches


Sketch at least 7 different thumbnails that represent distinct ideas/design directions.


Thumbnails


"movement is subjective" - Theme


① 
 dance step diagrams


② 
 different limbs moving / revealing text

③ 
 dot(s)? dancing through the scene

④ 
 moving outline of props/clothing

⑤ 
 ampersand / question mark dancing together
 ? - who was & - "everything" pina

⑥ 
 theater stage with spotlight
 "it meant you had to keep searching"

⑦ 
 thin moving type (dancing in the wind)

Storyboards

*Sketch out 3 different storyboards.
Name each one, representing the design direction.*

Storyboard A

A. Addition (1/2)

Honway Film presents
a Neue Road movie *
* production

dot of the "i" moves

music by
Thom

+ i dot

cinemat.
Helene
Jarg

Costume Design-
Rolf
Marion

Editor
Toni

co-producers
Chris
Claudia

Producers
Gian
Wim
Erwin

Executive Prod.
Jeremy

pina

leads into the
dot of the "i"



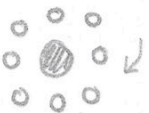





A. Addition (2/2)

directed by
wim

dot expands

Storyboard B

B. GROUP (1/2)

<p>Honway Film presents a Neue Road Movie pro.</p>		
	fade in	smaller dots appear
<p>music by Thom</p> 		<p>Cinemom. helene Jorg</p> 
	moves across & spins	
<p>costume des. ROlf Marion</p> 	<p>Editor Tori</p> 	
dots gather & expand	fills screen	breaks off into multi-dots

Storyboard B (cont.)

B-Group (2/2)

co-producers
chris
cloudie

shrinks / moves into corner

scrunches into corner

Producers
Gian
Wim
Erwin

grows

pulls into oval

executive prod.
jeremy

stretches


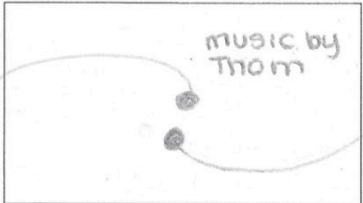



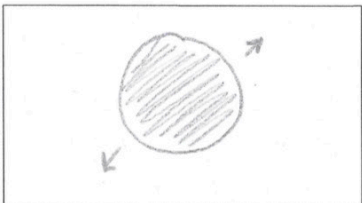


breaks up
title

directed by
wim


drops

Storyboard C

C. VISION (1/1)

<p>Hanway Film presents a Neue Road movie * *production</p>		<p>music by Thom</p> 
dot dances off	grows as it dances	second dot joins
	<p>Cinemat. Helene Jorg</p> 	
dance together	morphs into large circle	shrinks
	 <p>Rolf Marion costume</p>	 <p>Editor Toni</p>
grows (zoom in)	breaks	group dance

Storyboard C (cont.)



Typeface Selection

Research typefaces and present 3 options.

Include for each typeface:

- *Name of the typeface*
- *Designer of the typeface*
- *When it was designed and/or released*
- *Classification*
- *Why each typeface is appropriate for your project*

Typeface A

Name: Bebas Neue Pro

Designers: Ryoichi Tsunekawa

Date: 2010

Classification: San Serif (Geometric)

Why the Typeface is Appropriate: Contrasting Weights, Condensed Options, and Simple

music by

THOM HANREICH

cinematography by

HÉLÈNE LOUVART

JÖRG WIDMER

PINA

pina

Typeface B

Name: Charter

Designers: Matthew Carter

Date: 1987

Classification: Serif (Transitional)

Why the Typeface is Appropriate: Formal Aesthetic, Negative Space, and Italics*

music by

THOM HANREICH

PINA

cinematography by

HÉLÈNE LOUVART

JÖRG WIDMER

pina

Typeface C

Name: Bubble Gum

Designers: VP Creative Shop

Date: 2019

Classification: San Serif (Display)

Why the Typeface is Appropriate: Rounded Typeface and Modern

music by

THOM HANREICH

PINA

cinematography by

HÉLÈNE LOUVART

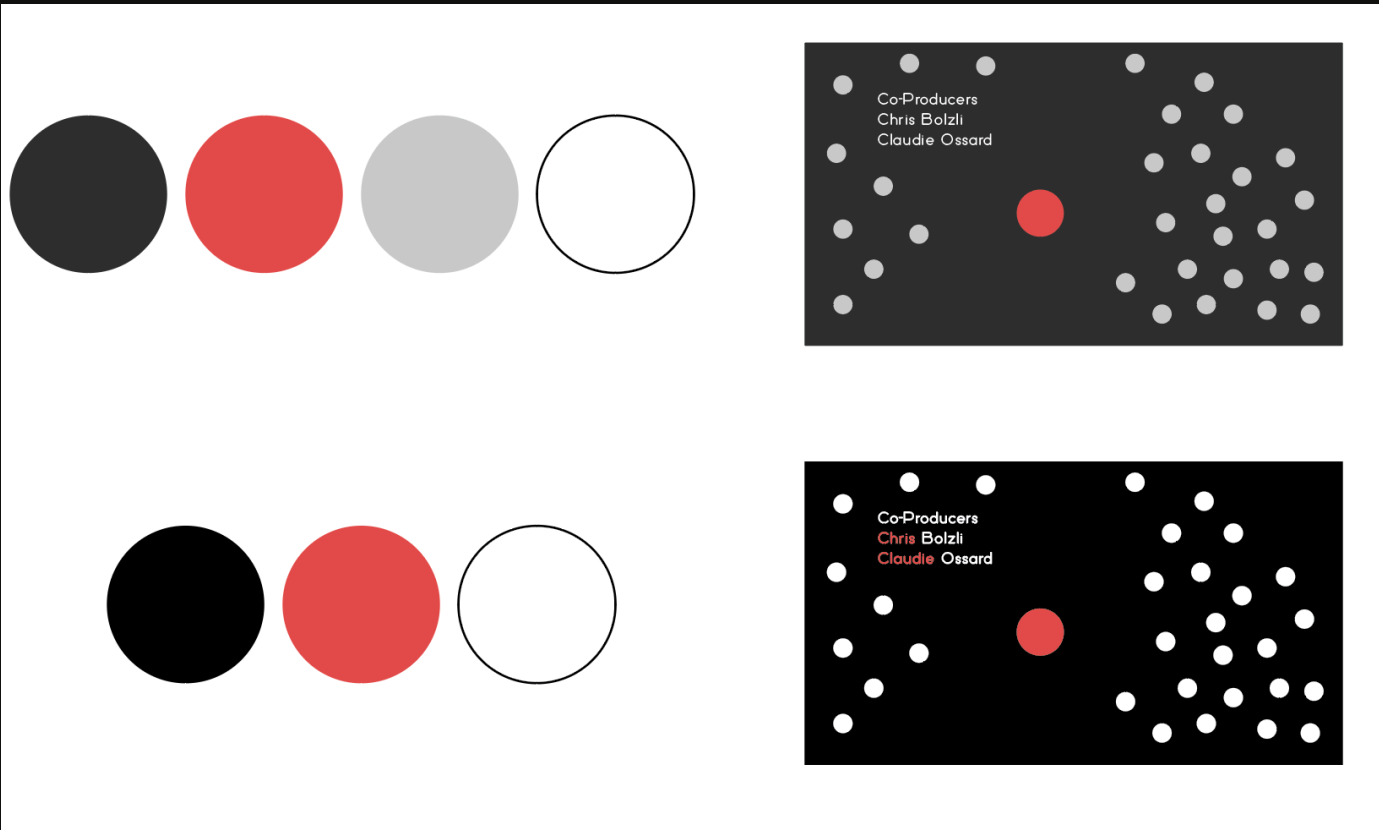
JÖRG WIDMER

pina

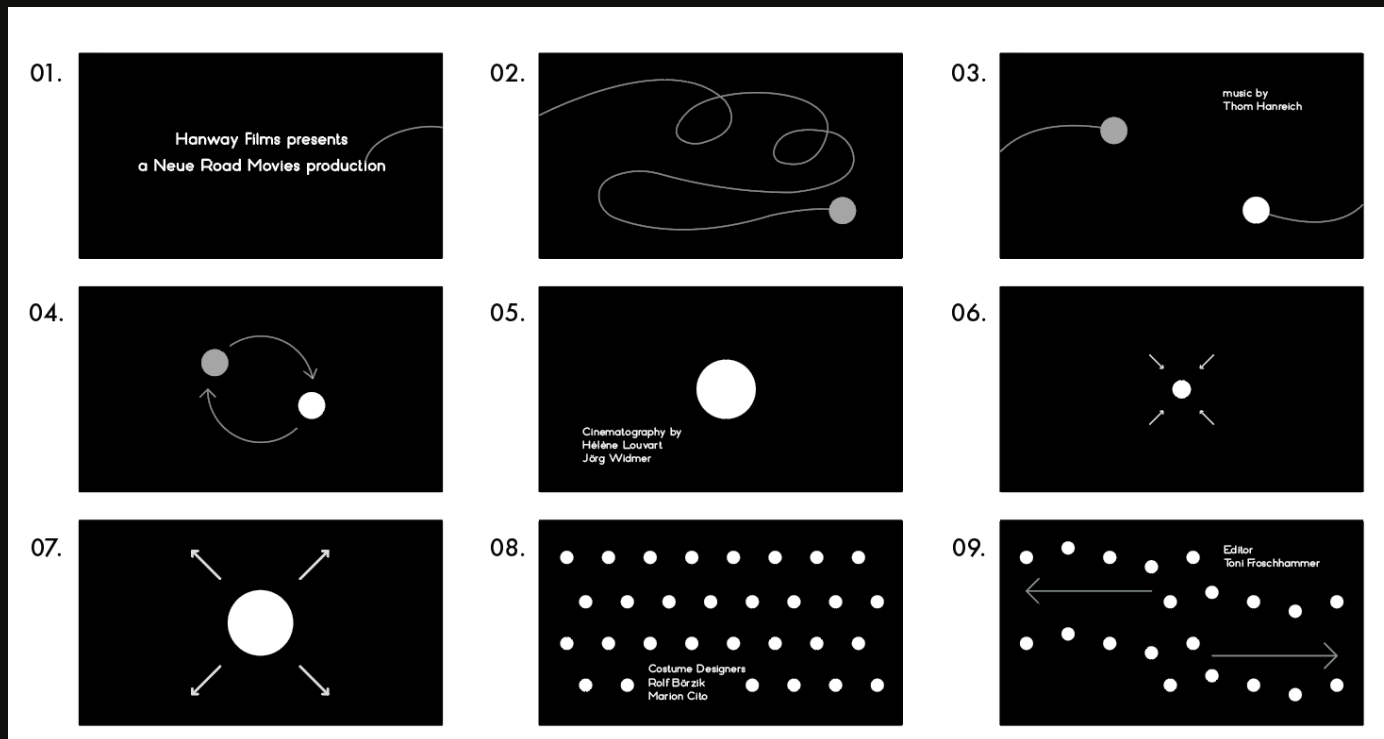
Digital Assets and Digital Storyboards

Develop your storyboard digitally.


Color Palette Options



Digital Storyboard



Digital Storyboard (cont.)

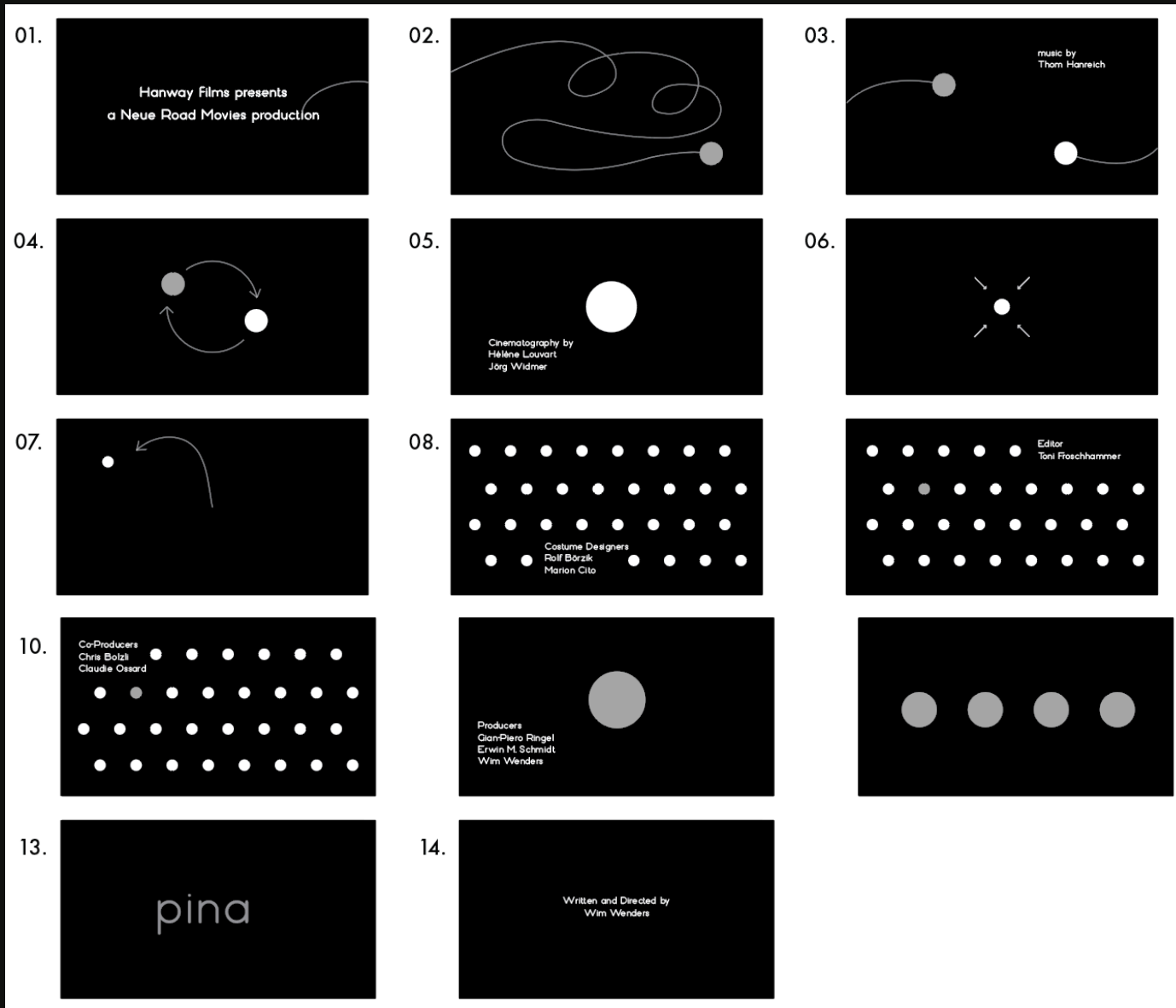


Comps

Start to animate your storyboard.

youtu.be/4BcdnjGTyWs

Comps Summary Board

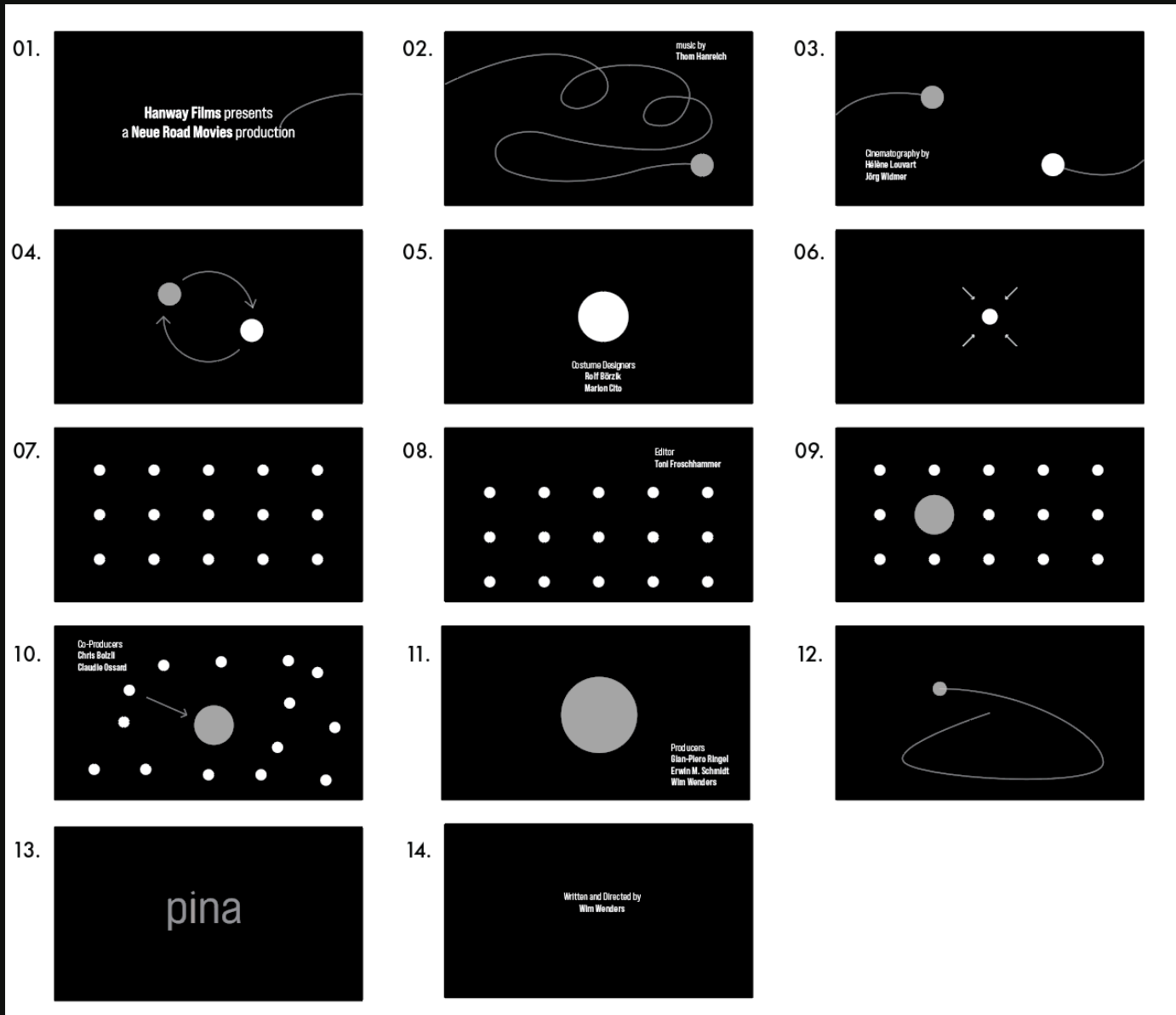


Revised Comps

Further refine your comps.

youtu.be/xXfx8LHtnkw

Revised Comps Summary Board



Final Animation

Note: Updated Animation and Expansion viewable on my [portfolio](#).

youtu.be/tVPm6-YpvSg

Final Animation Summary Board

